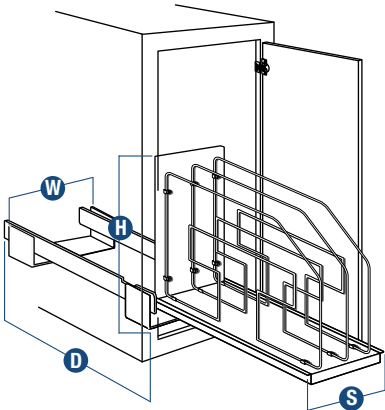


Tray Divider Roll-Outs

- KV epoxy-coated roller slides
- Sliding base assembly is 1/2"-thick laminated melamine mounted on epoxy-coated slides and is fully assembled
- Heavy-gauge steel wire partitions section off storage areas



Tray Divider Roll-Out
(TDR09-W shown)

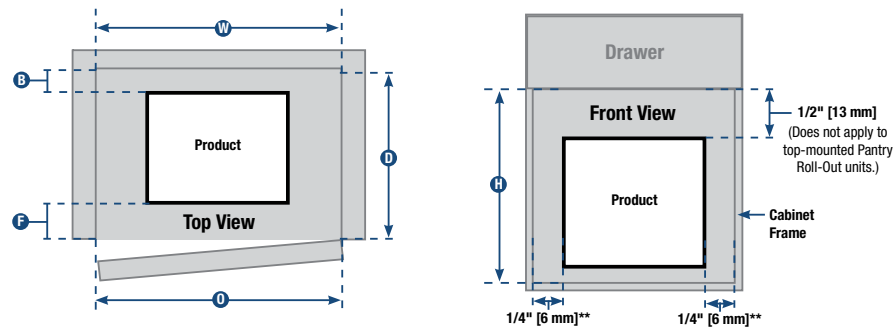
Stock #	Sliding Assembly Width S	Width W	Assembled Product Dimensions		Finish	Units per Carton	Weight per Carton
			Height H	Depth D			
TRAY DIVIDER ROLL-OUTS							
TDR06-W	5-7/16" [138 mm]	6" [152 mm]	19-1/2" [495 mm]	22" [559 mm]	White	1	9.0 lbs. [4.1 kg.]
TDR09-W	8-7/16" [214 mm]	9" [229 mm]	19-1/2" [495 mm]	22" [559 mm]	White	1	11.9 lbs. [5.4 kg.]

* Total sliding assembly width is equal to total width of Side-Mount Basket application plus 5/8" [16 mm].

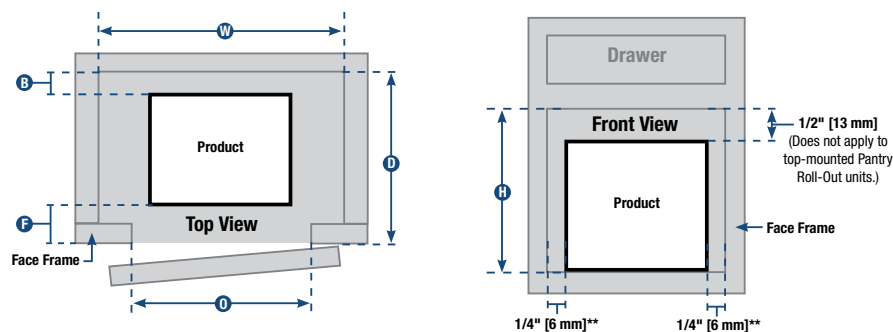
See page 63 for recommended cabinet dimensions and clearances.

P5050FE-W	*	*	52" [1320 mm]	22-1/4" [565 mm]	-	-
P5450FE-W	*	*	56" [1422 mm]	22-1/4" [565 mm]	-	-
P6500FE-W	*	*	66-1/2" [1689 mm]	22-1/4" [565 mm]	-	-
P4250FE-FN	*	*	44" [1117 mm]	22-1/4" [565 mm]	-	-
P4650FE-FN	*	*	48" [1219 mm]	22-1/4" [565 mm]	-	-
P5450FE-FN	*	*	56" [1422 mm]	22-1/4" [565 mm]	-	-
Base Cabinet Organizer						
BC020E-W	*	*	21-11/16" [551 mm]	22-3/16" [564 mm]	1/4" [6 mm]	1/4" [6 mm]
BC02456-W	*	*	25-1/2" [648 mm]	22-1/2" [572 mm]	1/4" [6 mm]	1/4" [6 mm]
Base Roll-Out						
B1700-W	*	*	19-3/4" [502 mm]	22-3/16" [564 mm]	1/4" [6 mm]	1/4" [6 mm]
Multi-Use Baskets						
GUSB11-FN	12" [305 mm]	12-5/8" [321 mm]	15-15/16" [405 mm]	19-1/4" [489 mm]	1/4" [6 mm]	1/4" [6 mm]
GUSB14-FN	15" [381 mm]	15-5/8" [397 mm]	15-15/16" [405 mm]	19-1/4" [489 mm]	1/4" [6 mm]	1/4" [6 mm]
USB11-W	12" [305 mm]	12-5/8" [321 mm]	16" [406 mm]	19-1/4" [489 mm]	1/4" [6 mm]	1/4" [6 mm]
USB14-W	15" [381 mm]	15-5/8" [397 mm]	16" [406 mm]	19-1/4" [489 mm]	1/4" [6 mm]	1/4" [6 mm]
USB11TM-W	12" [305 mm]	12-5/8" [321 mm]	9-13/16" [249 mm]	19-5/8" [498 mm]	1/4" [6 mm]	1/4" [6 mm]
USB14TM-W	15" [381 mm]	15-5/8" [397 mm]	9-13/16" [249 mm]	19-5/8" [498 mm]	1/4" [6 mm]	1/4" [6 mm]
MUB11-FN	11-1/2" [292 mm]	12" [305 mm]	5-11/16" [144 mm]	20-1/4" [514 mm]	1/4" [6 mm]	1/4" [6 mm]
MUB14-FN	14-1/2" [368 mm]	15" [381 mm]	5-11/16" [144 mm]	20-1/4" [514 mm]	1/4" [6 mm]	1/4" [6 mm]
MUB17-FN	17-1/2" [444 mm]	18" [457 mm]	5-11/16" [144 mm]	20-1/4" [514 mm]	1/4" [6 mm]	1/4" [6 mm]
MU11-W	12" [305 mm]	12-5/8" [321 mm]	5-11/16" [144 mm]	19-1/4" [489 mm]	1/4" [6 mm]	1/4" [6 mm]
MU14-W	15" [381 mm]	15-5/8" [397 mm]	5-11/16" [144 mm]	19-1/4" [489 mm]	1/4" [6 mm]	1/4" [6 mm]
Tray Divider Roll-Outs						
TDR06-W	6" [152 mm]	6-1/2" [165 mm]	20" [508 mm]	22-1/2" [572 mm]	1/4" [6 mm]	1/4" [6 mm]
TDR09-W	9" [229 mm]	9-1/2" [241 mm]	20" [508 mm]	22-1/2" [572 mm]	1/4" [6 mm]	1/4" [6 mm]

Example of Frameless / Euro-Style Cabinet Application



Example of Face Frame Cabinet Application



* Minimum Cabinet Opening Width AND Minimum Cabinet Interior Width equals total width of completely assembled unit with all baskets applied, plus 1/2" clearance per side (1" total clearance for center-mounted units, 1/2" side clearance for side-mounted units). Dimensions shown are recommended minimum cabinet dimensions and clearances.

** Slide-out Base Blind Corner Units and Base Cabinet Organizers require 1/2" side clearance on one side, not both.