

# KV GSlide® GS4200 Full Extension Drawer Slide



## Features

- 32mm hole pattern
- Lever disconnect for easy drawer removal
- Hold-in detent
- Non-handed design
- Recommended maximum drawer width 24"

**Mounting:** Side

**Action:** Telescopic movement on ball-bearings

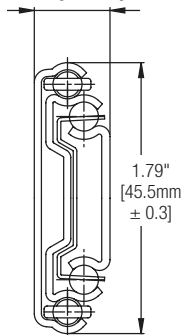
**Load Rating:** 100 lb. class

**Height:** 1.79" [45.5mm]

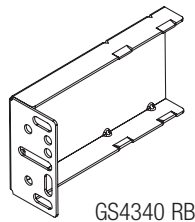
**Clearance:** .50" + .03" - 0" on each side

**Finish:** Zinc (ZC), Black (EB)

**Profile:** .50" [12.7mm]




## Mounting Brackets



Product	Front or Rear	Finish	Pack
GS4340 RB	Rear	Zinc (ZC)	200

## Configurations

Bulk (B)	10 Pair and 1 set of instructions per box without screws
<b>GS4200 Zinc (ZC) Finish</b>	
Size	Bulk (B)
250mm	GS4200 10
300mm	GS4200 12
350mm	GS4200 14
400mm	GS4200 16
450mm	GS4200 18
500mm	GS4200 20
550mm	GS4200 22
600mm	GS4200 24
650mm	GS4200 26
700mm	GS4200 28
<b>GS4200 Black (EB) Finish</b>	
250mm	GS4200 EB 10
300mm	GS4200 EB 12
350mm	GS4200 EB 14
400mm	GS4200 EB 16
450mm	GS4200 EB 18
500mm	GS4200 EB 20
550mm	GS4200 EB 22
600mm	GS4200 EB 24
650mm	GS4200 EB 26
700mm	GS4200 EB 28

Recommended Fasteners	KV Part	Finish	Qty
 #7 x 1/2" Phillips Pan Head	8500-93	Zinc (ZC)	1000
	8500-93 EB	Ebony Black (EB)	1000